
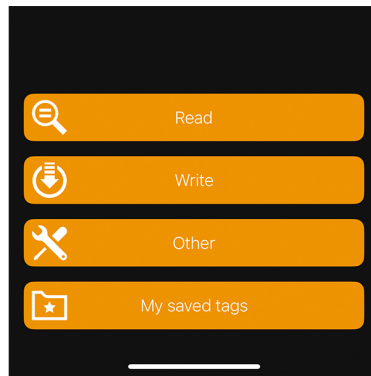


# Setup Before Use

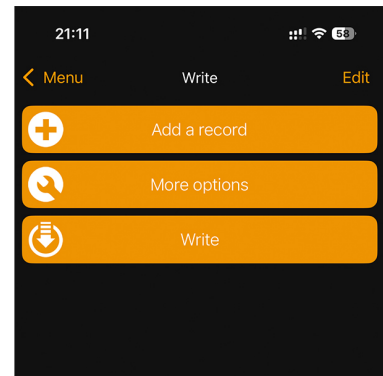
## Social Profile Setup



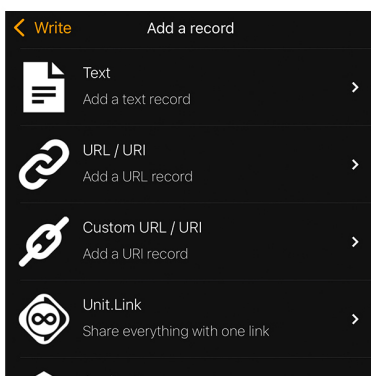
1. Open an NFC writing app (here we use NFC Tools as an example).



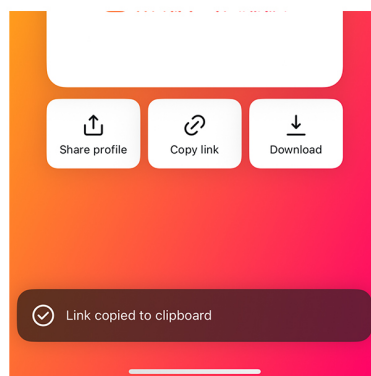
2. Tap "Write" to begin creating a new NFC tag.



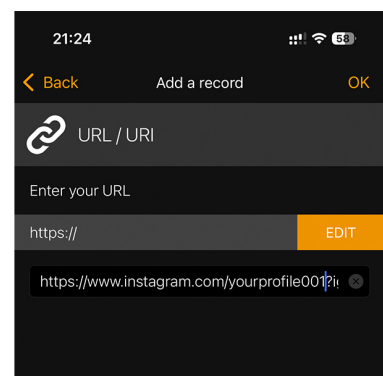
3. Select "Add a record" to insert content.



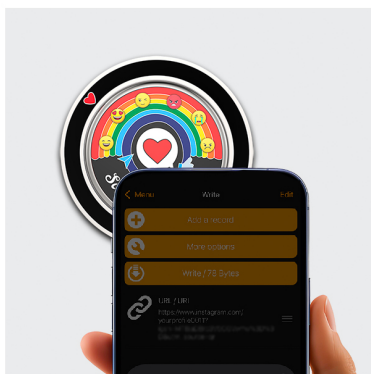
4. Choose "URL/URI" to add a social profile link.



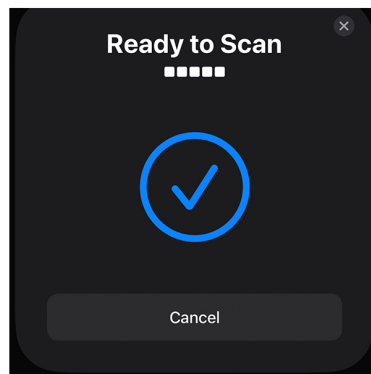
5. Copy the share link of your social profile.




6. Paste the link and tap "OK" to continue.



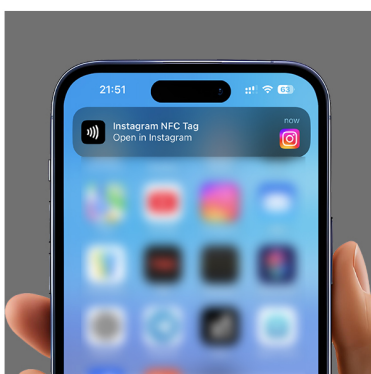
7. Tap "Write" and place your phone near the pin's center.



8. A success message will appear after writing.



9. Unlock your phone and hold it near the pin.



10. Tap the pop-up to open your social profile.



### Tips

**The setup is now complete.**  
**Phone not reading the pin? Possible reasons:**

**1. NFC is not enabled.**

Go to your phone's Settings app, search for "NFC," and make sure the function is turned on.

**2. Incorrect tapping area.**


Most phones have the NFC area near the rear camera or the back center. Tap the correct area to the pin.

**3. Your phone may not support NFC.**

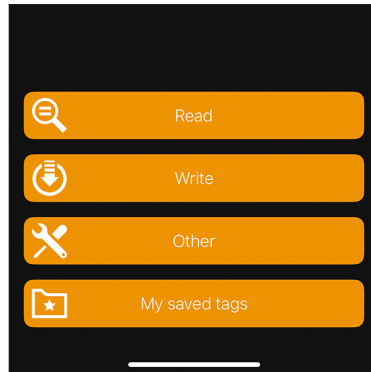
Check your phone's settings or user manual to confirm if it supports NFC functionality.

# Setup Before Use

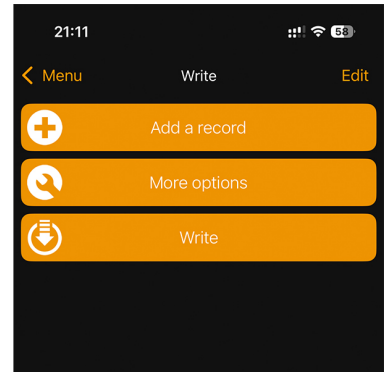
## Phone Number Setup



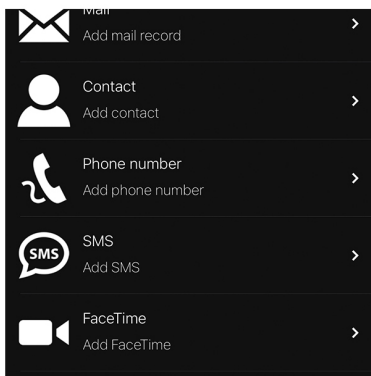
1. Open an NFC writing app (here we use NFC Tools as an example).



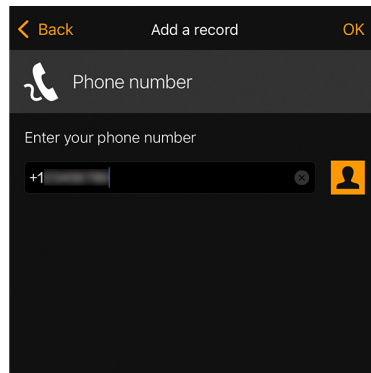
2. Tap "Write" to begin creating a new NFC tag.



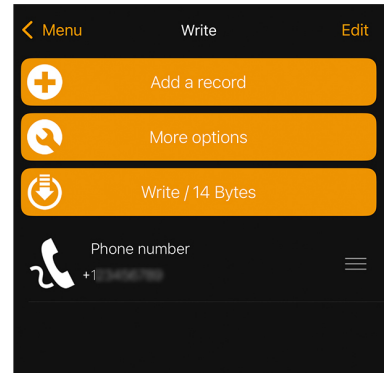
3. Select "Add a record" to insert content.



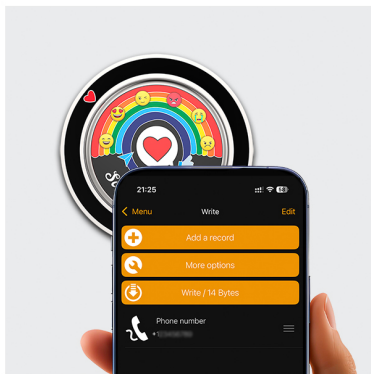
4. Choose "Phone number" to add your number.



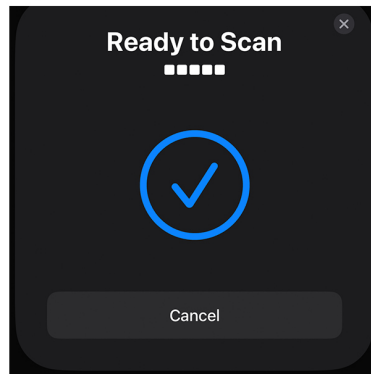
5. Make sure to include your country code when entering your phone number.




6. Tap "OK" to continue. Tap "Write"



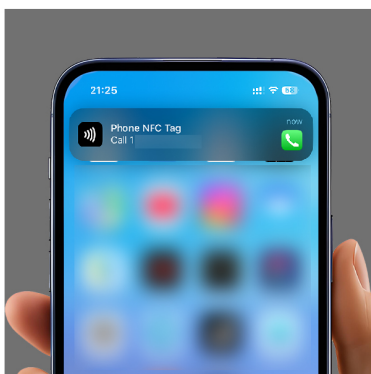
7. Then place your phone near the pin's center.



8. A success message will appear after writing.



9. Unlock your phone and hold it near the pin.



10. Tap the pop-up to dial the number.



### Tips

**The setup is now complete.**  
**Phone not reading the pin? Possible reasons:**

**1. NFC is not enabled.**

Go to your phone's Settings app, search for "NFC," and make sure the function is turned on.

**2. Incorrect tapping area.**

Most phones have the NFC area near the rear camera or the back center. Tap the correct area to the pin.

**3. Your phone may not support NFC.**

Check your phone's settings or user manual to confirm if it supports NFC functionality.